

Bi $6s^2$ lone-pair-induced magnetic order in the quadruple perovskite $\text{BiMn}_7\text{O}_{12}$

Andrea Gauzzi

*Institut de Minéralogie et de Physique des Milieux Condensés
UMR 7590 Université “Pierre et Marie Curie”-CNRS*

G. Rousse, IMPMC, Paris, France

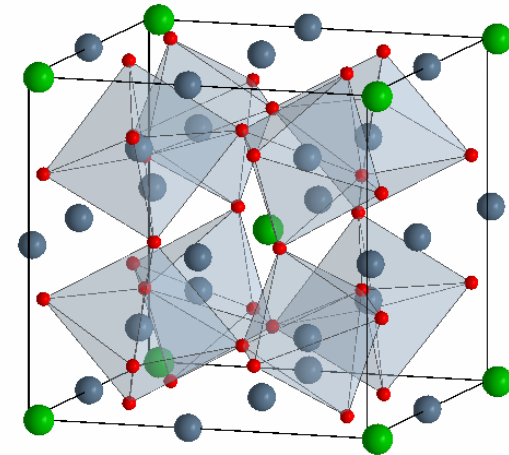
G. André, F. Bourée, LLB, Saclay

*E. Gilioli, M. Calicchio, F. Bolzoni,
R. Cabassi, A. Prodi, CNR, Parma, Italy*

F. Mezzadri, G. Calestani, Parma Univ., Italy

P. Bordet, Institut Néel, Grenoble, France

M. Marezio, CRETA-CNRS, Grenoble France



OUTLINE

- Introduction and motivation:
 - Space group symmetry as control parameter of complex orderings in perovskite-like Jahn-Teller systems
 - Quadruple perovskites as model systems for mastering CMR and multiferroicity in manganese oxides
- Single-valent *quadruple perovskites* $\text{LaMn}_7\text{O}_{12}$ and $\text{BiMn}_7\text{O}_{12}$: comparison with *ordinary perovskites* LaMnO_3 and BiMnO_3
- $\text{LaMn}_7\text{O}_{12}$ and $\text{BiMn}_7\text{O}_{12}$:
 - High-pressure synthesis
 - Nuclear and magnetic structures
 - Transport and dielectric properties
- Role of Bi $6s^2$ lone pair on the magnetic structure and on the multiferroic properties of $\text{BiMn}_7\text{O}_{12}$
- Conclusions and perspectives

MOTIVATION

- Unique properties of perovskite-like manganese oxides:
 - Complex charge, spin and orbital orderings
 - Colossal magnetoresistance (CMR)
 - Multiferroicity
- Controversial structure-property relationships including:
 - JT distortions and mechanism of charge transport (LaMnO_3)
 - Effect of polar ions (e.g. Bi^{3+}) on the crystal structure and ferroelectricity (e.g. BiMnO_3)
 - ...
- Challenges:
 - Complex pattern of (local) structural distortions
 - Controlling defects (e.g. oxygen stoichiometry)
 - ...

▼ Can we find model systems with simple distortion patterns?

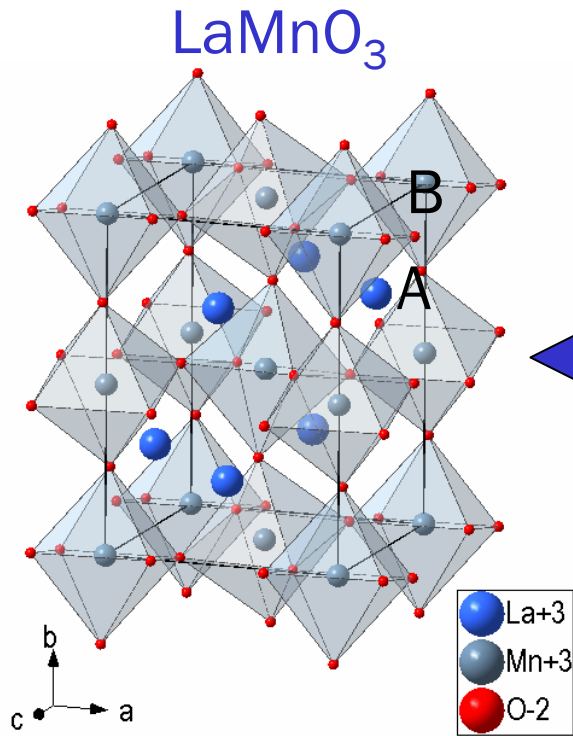
STRUCTURAL DISTORTIONS & GROUND STATE STABILITY IN PEROVSKITE-LIKE JAHN-TELLER (JT) MANGANESE OXIDES

- *Main distortions of the ABO_3 perovskite structure:*
 - Buckling of the MnO_6 octahedra
 - JT distortion of the MnO_6 octahedra
- *Relevant geometrical parameters:*
 - Mn-O-Mn bond angle (buckling)
 - Mn-O bond distance (JT-driven)
- *Parametrization of electronic structure:*
 - t : transfer integral
 - U : Coulomb repulsion term ($d^n-d^n \rightarrow d^{n-1}-d^{n+1}$)
 - Δ : Charge transfer energy (ligand-metal)



▼ Strength and sign of magnetic exchange interaction and charge transport mechanism (polaronic, vibronic,...)

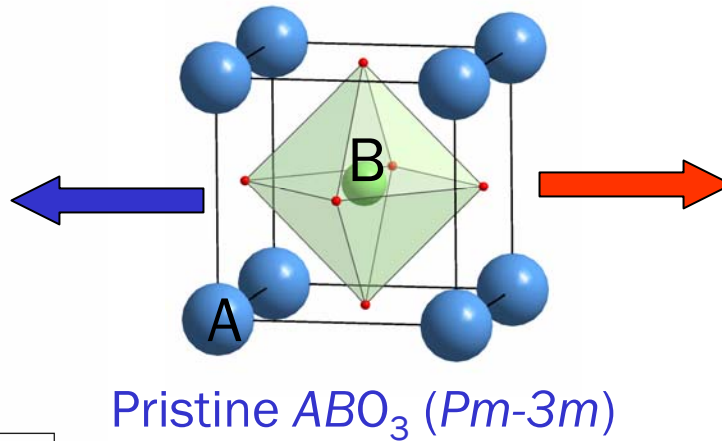
COMPLEX DISTORTION PATTERNS IN ORDINARY PEROVSKITES



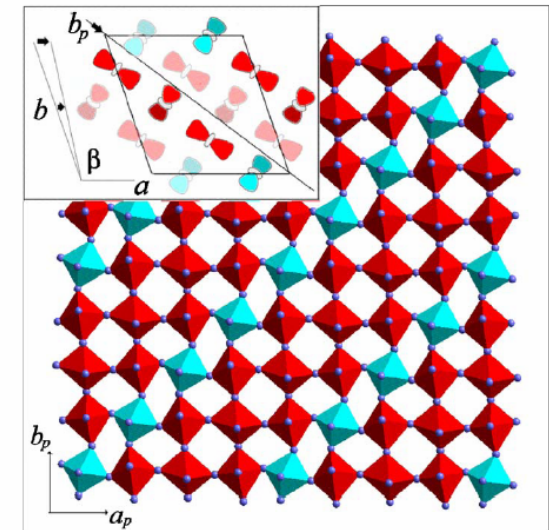
GdFeO₃-type (*Pbnm*):
 $a \sim b \sim \sqrt{2}a_p; c \sim 2a_p$

- Buckling and JT distortion of the BO₆ octahedra present
- Sizable *local* JT distortion even for $T > T_{JT} = 750$ K (Sanchez *et al.*, 2003)
- Structure sensitive to O defects

ABO₃



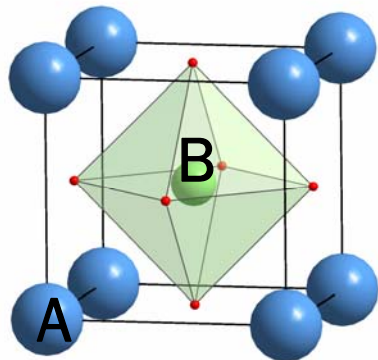
BiMnO₃



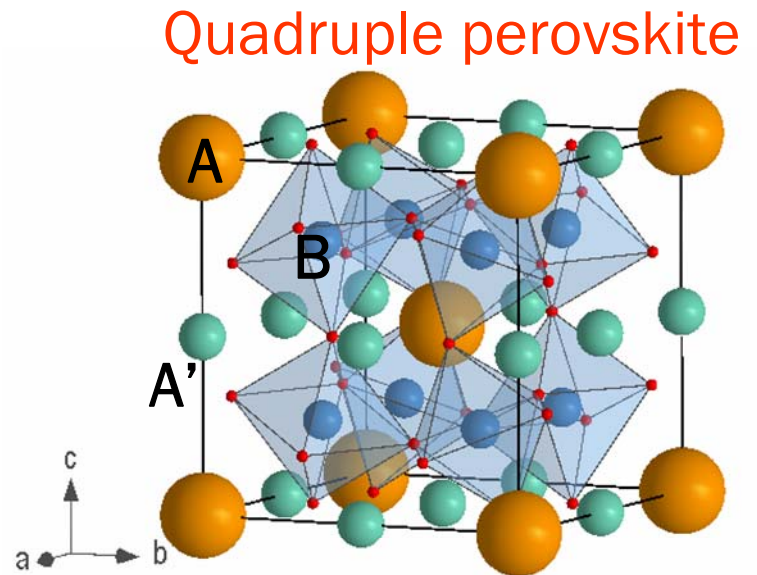
Space group: *C2/c* (?)
 $a \sim b \sim c \sim 4a_p$

- Structure still controversial
- Comparatively large unit cell
- Link between -1 symmetry and possible multiferroicity?
- Sensitive to defects & strain

QUADRUPLE PEROVSKITES: ELEGANT DISTORTIONS



Pristine ABO_3 ($Pm-3m$)



$CaCu_3Ti_4O_{12}$ -type ($Im-3$):
 $a \sim 2a_p$

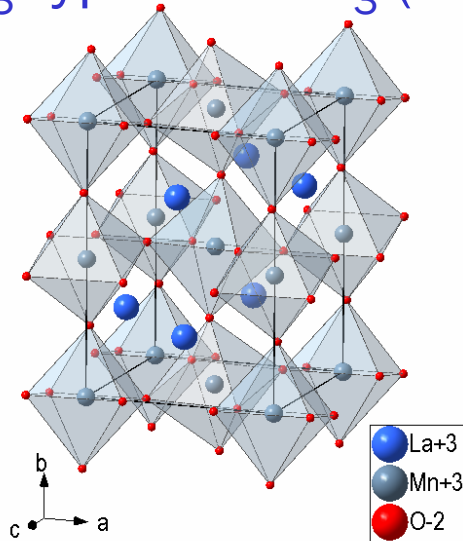
(Marezio et al. 1973)

(Deschanvres et al. 1967)

- Crystallographic distinct A and A' sites
- A' site is JT active (JT distortion of A' site \rightarrow doubling of a_p)
- Buckling and JT distortion of BO_6 octahedra occur separately:
 - Rigid buckling of regular BO_6 octahedra (cubic $Im-3$ at high T)
 - JT distortion of the BO_6 octahedra at T_{JT} , $Im-3 \rightarrow I2/m$)

SITE SYMMETRY AND STRUCTURAL DISTORTIONS

Ordinary perovskite
GdFeO₃-type LaMnO₃ (*Pbnm*)

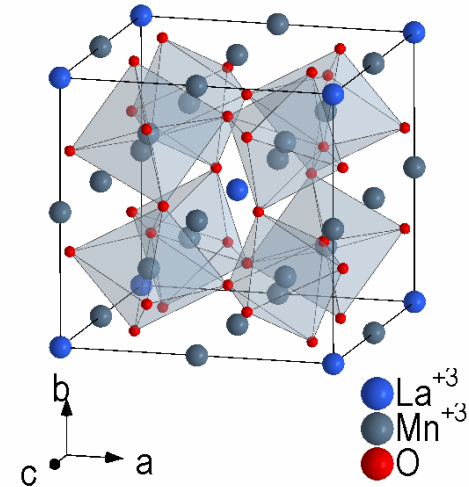


$T = 798 \text{ K} > T_{JT} = 750 \text{ K}$ (O^* phase)

Atom	Pos	Site symm	x	y	z
Mn1	4a	-1	0	0	0
O1	4c	.m.	0.0687	1/4	0.4890
O2	8d	1	0.7257	0.0378	0.3038

(Rodriguez-Carvajal *et al.*, 1998)

Quadruple perovskite
LaMn₇O₁₂ (*Im-3*)




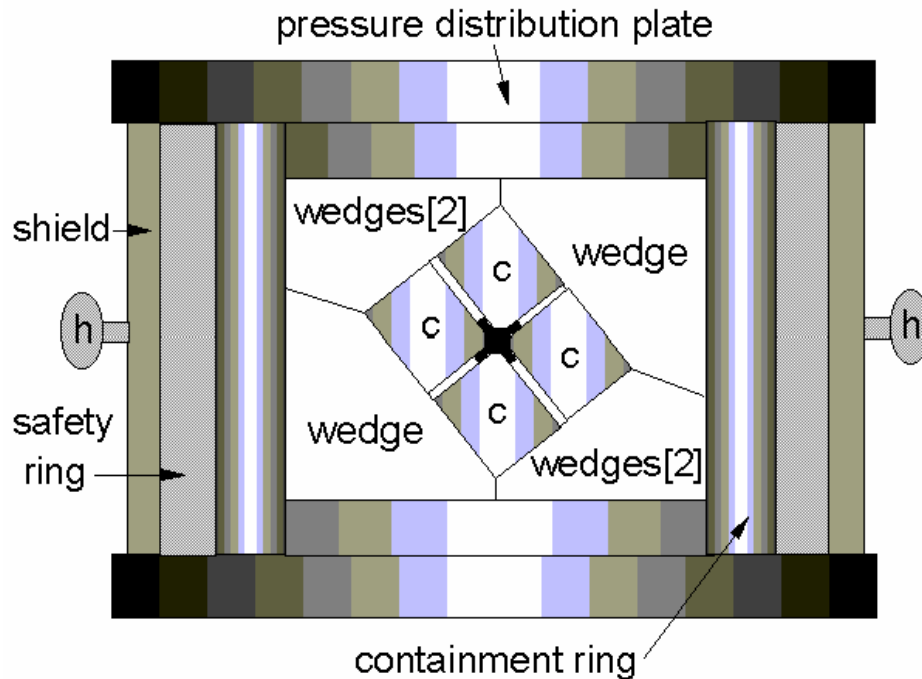
$T > T_{JT} = 650 \text{ K}$

Atom	Pos	Site symm	x	y	z
Mn1(A')	6b	4/mm. m	1/2	0	0
Mn2(B)	8c	-.3m.	1/4	1/4	1/4
O1	24g	mm2 ..	0.3131	0.1824	0

(Prodi *et al.*, 2009; Okamoto *et al.* 2009)

▼ Much more degrees of freedom for distortions in GdFeO₃-type!

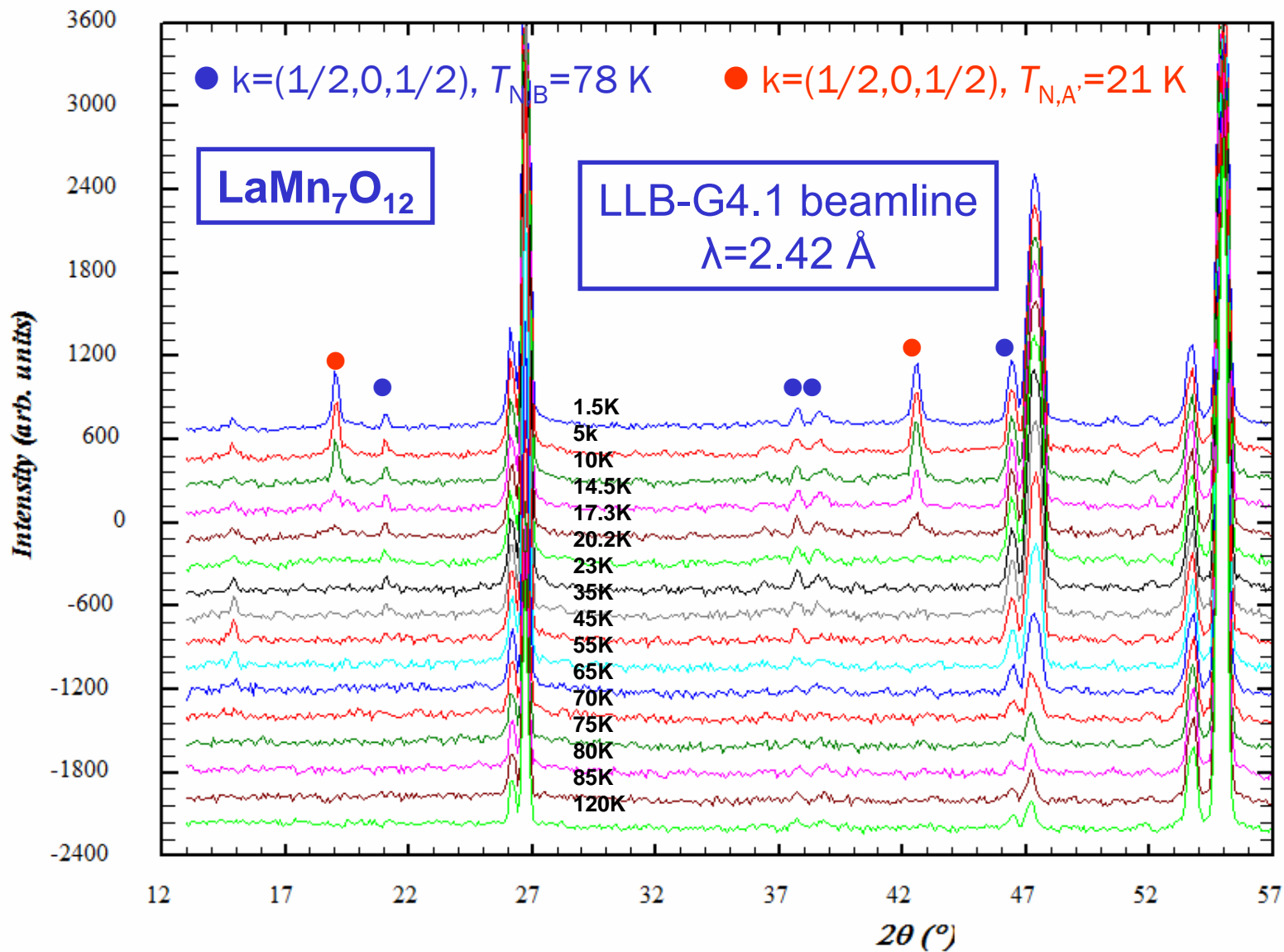
MULTI-ANVIL HIGH-PRESSURE SYNTHESIS OF AMn_7O_{12} (A=La,Bi)



Walker *et al.* (1991)

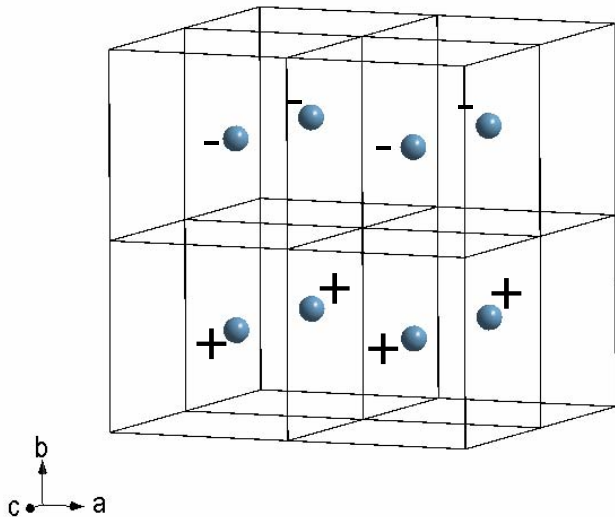
- Very high quasi-hydrostatic P up to 25 GPa
- Phase stability range for $LaMn_7O_{12}$ and $BiMn_7O_{12}$:
 - $P = 4$ GPa
 - $T = 1000$ °C
- Sintered powder samples >95% pure or 0.1-0.5 mm single crystals

MAGNETIC TRANSITIONS IN $\text{LaMn}_7\text{O}_{12}$



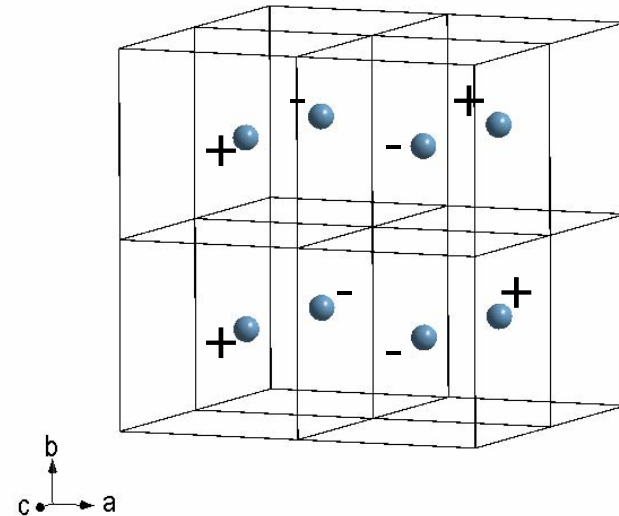
MAGNETIC STRUCTURE OF THE *B* SUBLATTICE: LaMnO₃ vs. LaMn₇O₁₂

A-type



LaMnO₃

C-type



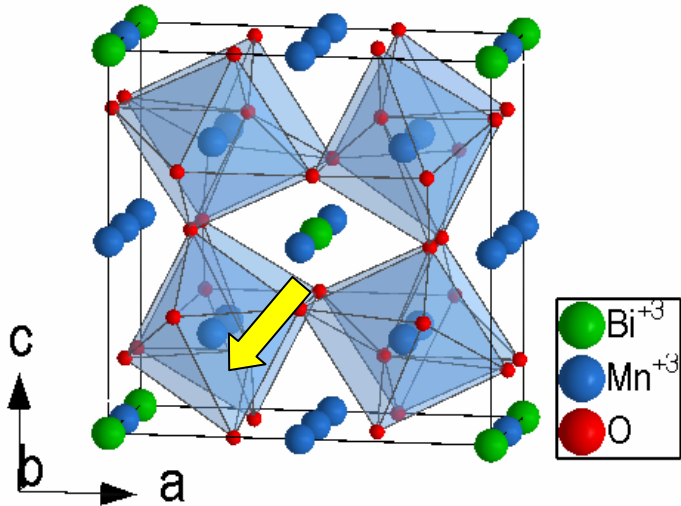
LaMn₇O₁₂

Prodi *et al.* (2009)

▼ Difference in magnetic structure reflects the different symmetry and the different JT distortion of the *B*-sites

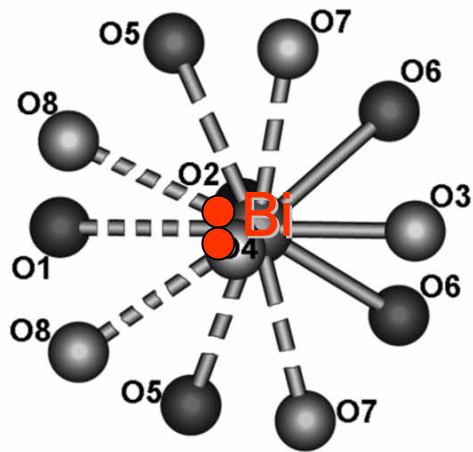
CENTROSYMMETRY $I2/m \rightarrow Im$ BREAKING IN $\text{BiMn}_7\text{O}_{12}$

$\text{LaMn}_7\text{O}_{12}$ $T < T_{JT} = 650$ K ($I2/m$)



Atom	Pos	Site symm	x	y	z
La(A)	2a	2/m	0	0	0
Mn1(A')	2c	2/m	1/2	0	0
Mn2(B)	4e	-1	1/4	1/4	1/4

(Prodi *et al.*, 2009)



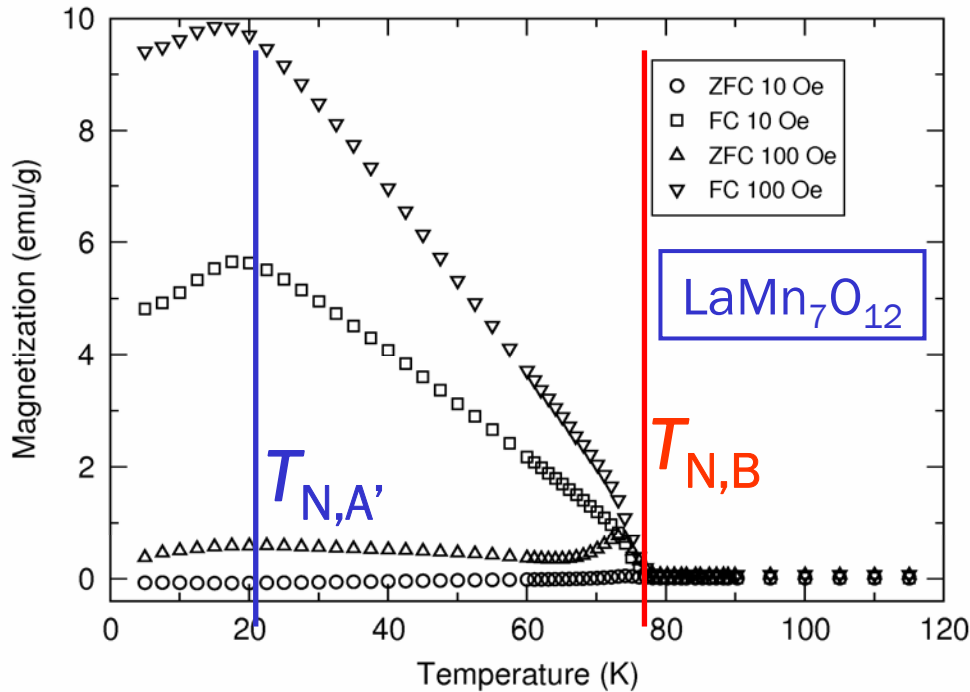
(Mezzadri *et al.*, 2009)

$\text{BiMn}_7\text{O}_{12}$ $T < T_{JT} = ?$ (Im)

Atom	Pos	Site symm	x	y	z
Bi(A)	2a	m	0	0	0
Mn1(A')	2a	m	0.4713	0	0.4846
Mn2(B)	4b	1	0.2258	0.7419	0.2367

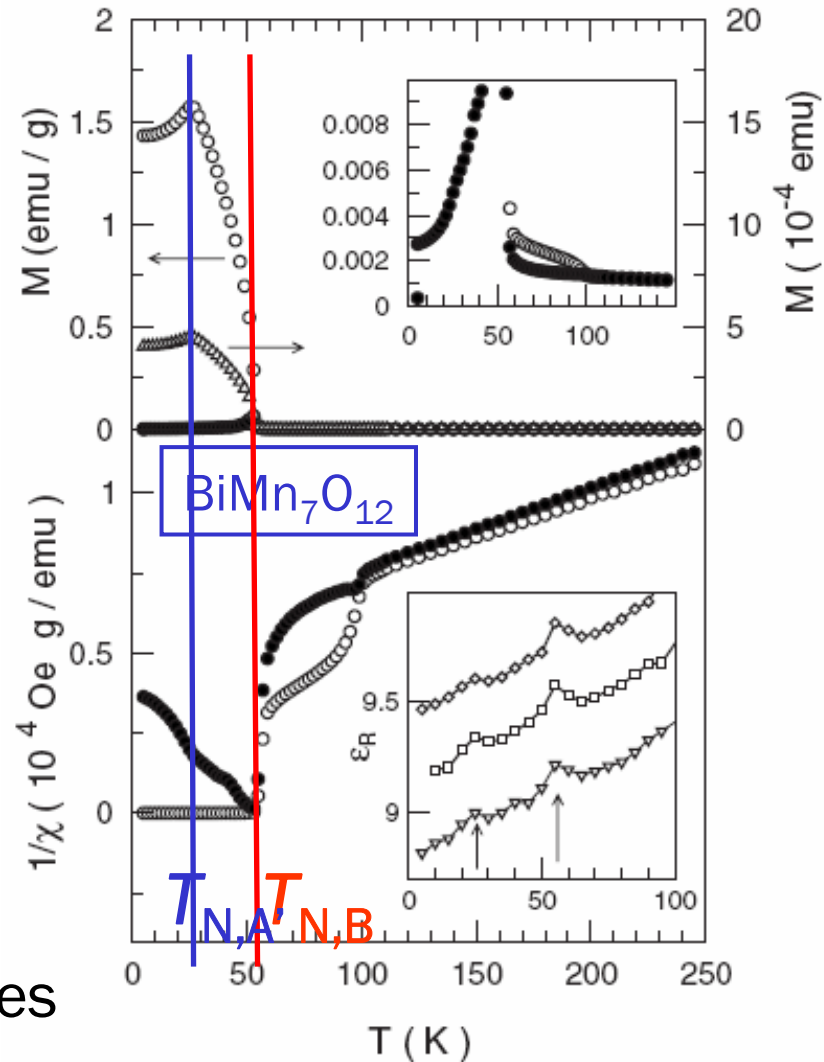
(Mezzadri *et al.*, 2009)

LaMn₇O₁₂ vs. BiMn₇O₁₂: SIMILAR MAGNETIC PROPERTIES BUT...



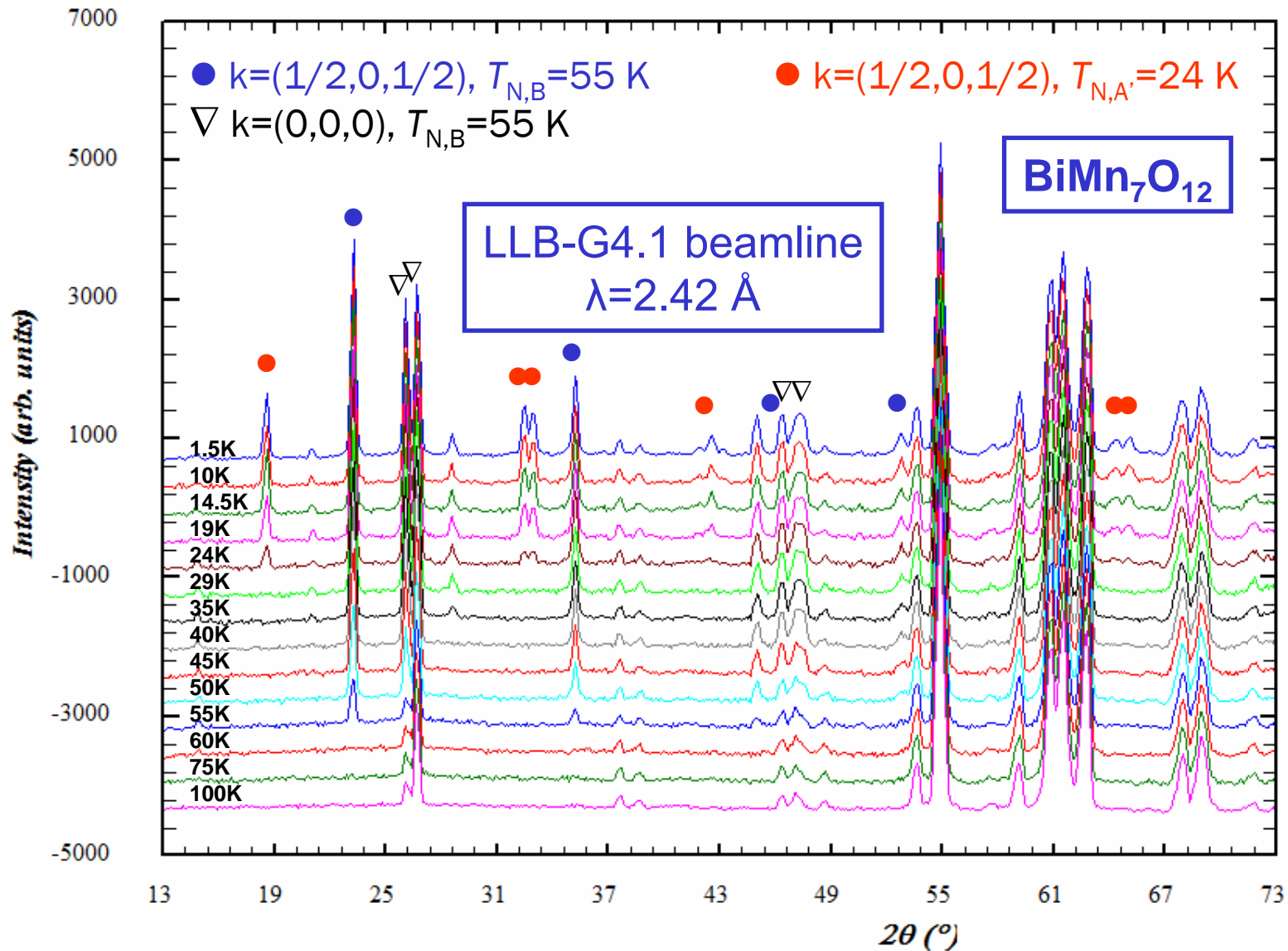
(Prodi et al., 2009)

- Independent AFM ordering of A' and B Mn³⁺ sites in both cases
- FM-like response at $T_{N,B}$ in both cases
- **Anomaly of ϵ at $T_{N,B}$ in BiMn₇O₁₂**



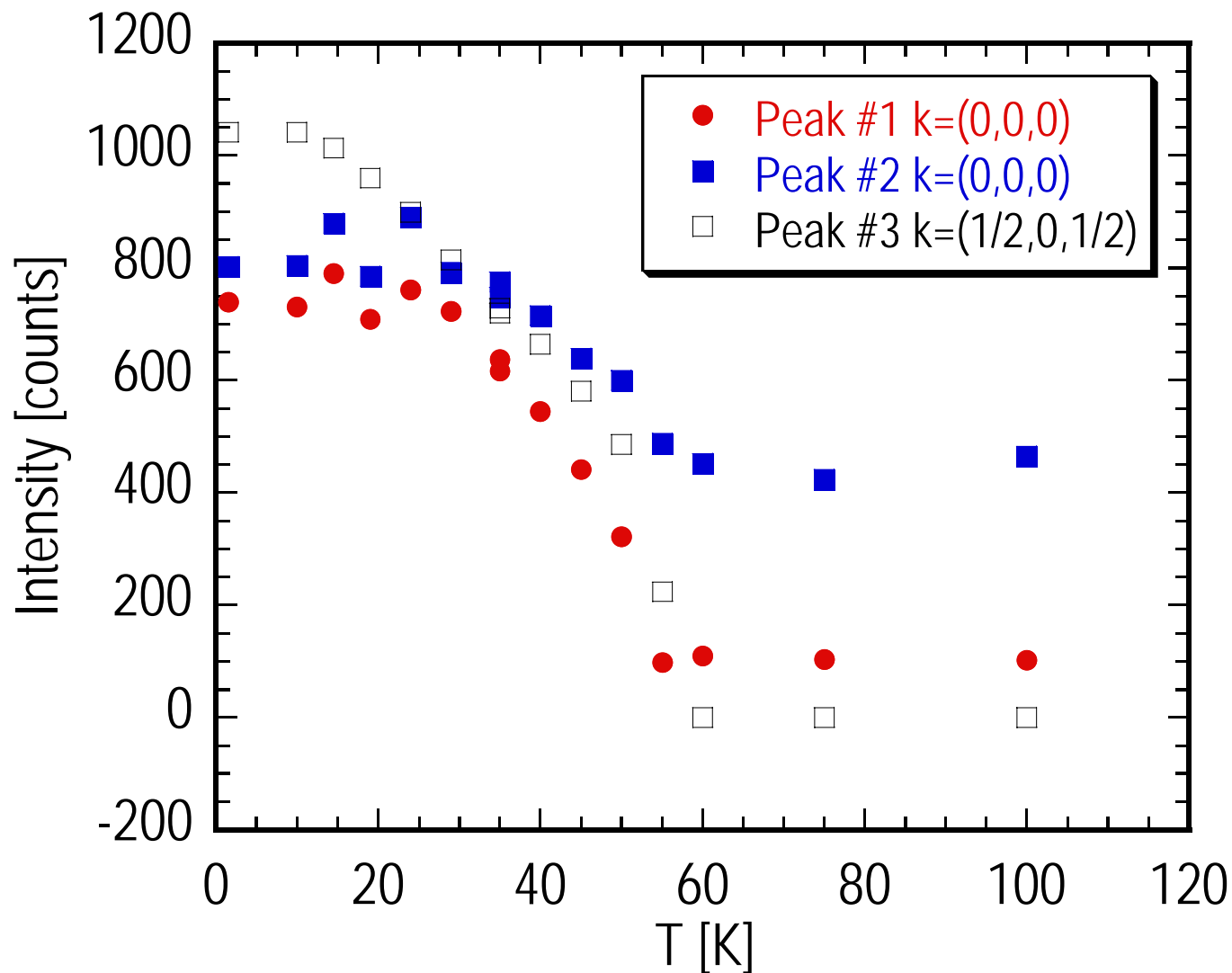
(Mezzadri et al., 2009)

UNUSUAL MAGNETIC STRUCTURE OF $\text{BiMn}_7\text{O}_{12}$



(Rousse *et al.*, 2009)

MAGNETIC ORDERING OF THE $B\text{-Mn}^{3+}$ IONS IN $\text{BiMn}_7\text{O}_{12}$: COEXISTENCE OF TWO AFM AND FM PROPAGATION VECTORS



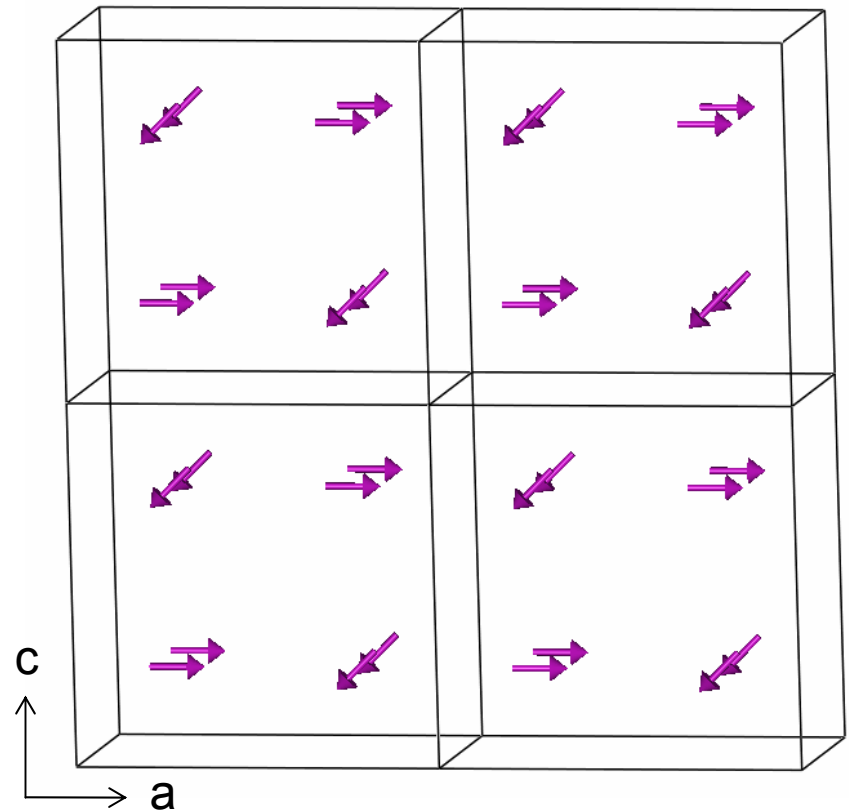
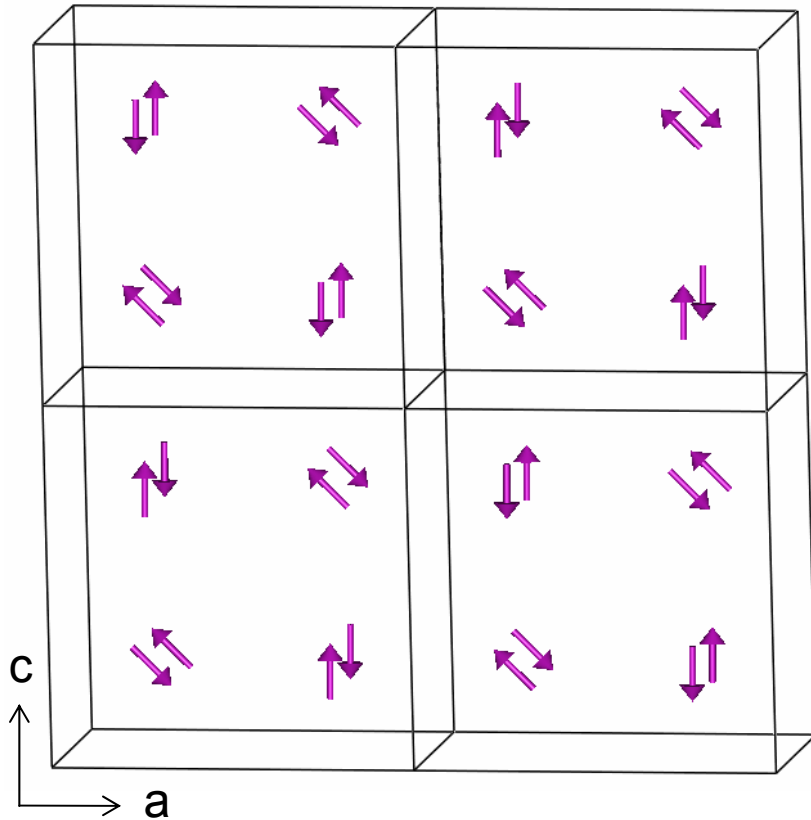
(Rousse *et al.*, 2009)

BiMn₇O₁₂: MAGNETIC STRUCTURE OF THE Mn³⁺ B-SUBLATTICE

Refinement requires two distinct propagation vectors:

$k=(1/2,0,1/2)$ (AFM ordering) and $k=(0,0,0)$ (FM ordering)

Proposed structure at 35 K



▼ Superposition of AFM $k=(1/2,0,1/2)$ & FM $k=(0,0,0)$ structure: coupling between AFM and ferroelectric order parameters?

CONCLUSIONS

- Quadruple perovskites: a new playground for studying competing orderings in perovskite-like manganese oxides:
 - buckling and JT distortions of MnO_6 octahedra separated
 - proper JT distortion at T_{JT} (cubic-monoclinic)
- Single-valent $\text{LaMn}_7\text{O}_{12}$ and $\text{BiMn}_7\text{O}_{12}$:
high-pressure phases stable at 4 GPa, 1000 °C
- >95% pure powders or single crystals up to ~0.5 mm
- Independent AFM orderings of A' and B sites
- LaMnO_3 vs. $\text{LaMn}_7\text{O}_{12}$: topologically different magnetic structure of $B \text{Mn}^{3+}$ ions: role of symmetry and JT distortion of the B -sites
- $\text{LaMn}_7\text{O}_{12}$ vs. $\text{BiMn}_7\text{O}_{12}$: topologically different magnetic structure of $B \text{Mn}^{3+}$ ions
- $\text{BiMn}_7\text{O}_{12}$: Breaking of -1 \rightarrow coupling between AFM and ferroelectric order parameters? (Role of Bi $6s^2$ lone pair!)

LaMn₇O₁₂ & BiMn₇O₁₂: PERSPECTIVES & FUTURE WORK

- Larger single crystals: full determination of magnetic structure
- Inelastic scattering: dynamics of JT phonons and spin excitations
- Magnetic structure: use local probes
- Study multiferroic properties of BiMn₇O₁₂